

LED LIGHTING

VER. 01



DOWNLIGHTS

SHOWER

Litesyn
Your Luminaire craftsman

SHOWER/SPOT LIGHT/FIXED/IP65

Model: RR-DL3043



Feature:

- Compact recessed downlight
- Interchangeable bezels (optional: square bezels)
- IP65

Technical data:

- Light source COB or others
- LED Power (max) 9W (250mA, 36V)
- System Power (ref.) 11W (ref. only depends on the ECG)
- Lumen flux (typ.) 700lm
- Colour temperature 2700K, 3000K, 4000K
- Colour rendering index Ra \geq 90
- MacAdam Step 3
- Beam Angle 24D, 36D, 45D PMMA Lens
- Tilttable No
- Ingress protection IP65
- Operation temperature 0-40C
- Protection Class III
- LED Life time 50,000h L70B10
- Finishing White/Black/Chrome/Brushed Nickel/Brushed Brass
- Construction Aluminum
- Installation Ceiling Recessed, spring type
- Dimension 82mm(OD)x51mm(H)/Cutout 70mm
- LED Driver Remote
- Trimless version No

Electronic control gear

NON-DIM/Dimmable

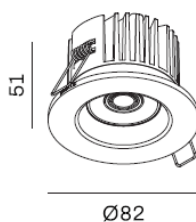
IDP MP series

1-10V/0-10V/DALI

IDP SC series

Other brand is available upon request

*Use IDP multi-power LED Driver can trim down the output power according to actual application.



↻ Cutout: 70mm

≡ 5-25mm

Light Distribution For 2700K
medium 35.2°

h(m)	E(lx)	ø(m)
1	2185	ø0.63
2	546.2	ø1.27
3	242.8	ø1.90
4	136.6	ø2.54
5	87.40	ø3.17

**** OPTIONAL: Square Bezels****

****The specification is subject to change without note.****

SHOWER/SPOT DOWNLIGHT/FIXED/IP65

Model: RR-DL3043-1



Feature:

- Compact recessed downlight
- Interchangeable bezels
- IP65

Technical data:

- Light source COB or others
- LED Power (max) 9W (250mA, 36V)
- System Power (ref.) 11W (ref. only depends on the ECG)
- Lumen flux (typ.) 700lm
- Colour temperature 2700K, 3000K, 4000K
- Colour rendering index Ra \geq 90
- MacAdam Step 3
- Beam Angle 24D, 36D, 45D PMMA Lens
- Tilttable No
- Ingress protection IP65
- Operation temperature 0-40C
- Protection Class III
- LED Life time 50,000h L70B10
- Finishing White/Black/Chrome/Brushed Nickel/Brushed Brass
- Construction Aluminum
- Installation Ceiling Recessed, spring type
- Dimension 82x82mmx60mm(H)/Cutout 64mm
- LED Driver Remote
- Trimless version No

Electronic control gear

NON-DIM/Dimmable

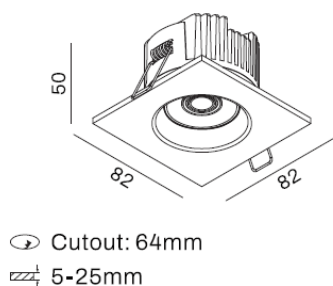
IDP MP series

1-10V/0-10V/DALI

IDP SC series

Other brand is available upon request

*Use IDP multi-power LED Driver can trim down the output power according to actual application.



Light Distribution For 2700K medium 35.2°

h(m)	E(lx)	ø(m)
1	2185	ø0.63
2	546.2	ø1.27
3	242.8	ø1.90
4	136.6	ø2.54
5	87.40	ø3.17

****The specification is subject to change without note.****

SHOWER/SPOT LIGHT/FIXED/IP65/ HIGH POWER

Model: RR-DL3043-15



Feature:

- Compact recessed downlight
- Interchangeable bezels
- IP65

Technical data:

- Light source COB or others
- LED Power (max) 12.6W (350mA, 36V)
- System Power (ref.) 15W (ref. only depends on the ECG)
- Lumen flux (typ.) 950lm
- Colour temperature 2700K, 3000K, 4000K
- Colour rendering index $Ra \geq 90$
- MacAdam Step 3
- Beam Angle 24D, 36D, 60D PMMA Lens
- Tilttable No
- Ingress protection IP65
- Operation temperature 0-40C
- Protection Class III
- LED Life time 50,000h L70B10
- Finishing White/Black/Chrome/Brushed
Nickel/Brushed Brass
- Construction Aluminum
- Installation Ceiling Recessed, spring type
- Dimension 92mm(OD)x58mm(H)/Cutout 82mm
- LED Driver Remote
- Trimless version No

Electronic control gear

NON-DIM/Dimmable

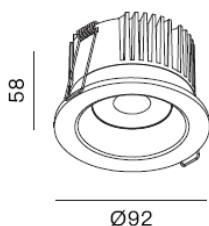
IDP MP series

1-10V/0-10V/DALI

IDP SC series

Other brand is available upon request

*Use IDP multi-power LED Driver can trim down the output power according to actual application.



⊕ Cutout: 82mm

⊕ 5-25mm

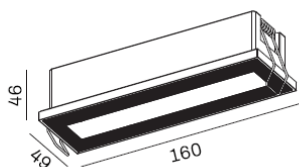
Light Distribution For 2700K
medium 34.7°


h(m)	E(lx)	ø(m)
1	2983	ø0.62
2	745.7	ø1.25
3	331.4	ø1.87
4	186.4	ø2.50
5	119.3	ø3.12


****The specification is subject to change without notes.****

SHOWER/SPOT LIGHT/FIXED/IP65/LINEAR

Model: SR-DL3179



 Cutout: 152x42mm

 5-25mm

Feature:

- Compact recessed downlight
- Linear shower spot
- Available with honeycomb louver

Technical data:

▪ Light source	High power LED or other
▪ LED Power (max)	10.5W (700mA, 15V)
▪ System Power (ref.)	15W (ref. only depends on the ECG)
▪ Lumen flux (typ.)	800lm (without honeycomb)
▪	500lm (with honeycomb)
▪ Colour temperature	2700K, 3000K, 4000K
▪ Colour rendering index	Ra \geq 90
▪ MacAdam Step	3
▪ Beam Angle	15D, 24D, 36D Reflector
▪ Tiltable	No
▪ Ingress protection	IP65
▪ Operation temperature	0-40C
▪ Protection Class	III
▪ LED Life time	50,000h L70B10
▪ Finishing	Nature Stainless Steel
▪ Construction	Aluminum
▪ Installation	Ceiling Recessed, spring type
▪ Dimension	160x49mmx46mm(H)/Cutout 152x42mm
▪ LED Driver	Remote
▪ Trimless version	No

Electronic control gear

NON-DIM/Dimmable

 MP series

1-10V/0-10V/DALI

 SC series

Other brand is available upon request

*Use IDP multi-power LED Driver can trim down the output power according to actual application.

****The specification is subject to change without note.****