

70W 1400mA In-Door Settable Current LED Driver (Linear)

Product Offering



Order part number:
SCA-AD-070W-1A40-A-AV-20-L

Product Description:

- Settable output current with 15 levels selection and flickering free
- Output current selectable by Dip-Switch
- AUX 12V output for drive other control module
- Dimming interface: 0-10V/1-10V
- Nominal life 50,000hrs (at tc 65 °C with a failure rate <0.2% per 1,000hrs)

Feature:


- High efficiency with PF>0.95 and low THD <15% (typ.6%)
- Flickering free
- 0-10V/1-10V dimming interface
- Fully protected: Short circuit, input voltage surge, overvoltage protection, over-temperature protection

Technical Data

Rated supply voltage, AC	220-240 Vac, 50/60Hz
AC Voltage range, AC	194-264 Vac, 50/60Hz
Survive input range (for 30mins)	265-305 Vac, 50/60Hz
DC Voltage Range, DC	176-276V
Rated current @230Vac (with AUX)	<0.33A
Leakage current @240Vac	<0.5mA@240Vac
Max. input power (with AUX)	85W
Typ. efficiency (at 230V 50Hz, full load)	Typ. 89%
Inrush current	<20A (T-width @100µs)
Typ. λ (at 230 V 50Hz, Full load)	>0.95
Typ. λ (at 230 V 50Hz, Min. load)	>0.7
Turn on time (at 230V 50Hz, full load)	<0.5s
Output rated power	70W@1400mA, 50Vdc
Output current (selectable; ±5%)	700...1400mA (50mA per step)
Output Voltage (dc)	10-50V
Output ripple current (100Hz)	< 5% (typ.)
DC AUX output	12V (~1.5W)
Dimming interface	0-10V/1-10V
Surge Voltage	light industry level (surge 2KV)
Ambient temperature ta	-15 ... +50 °C
Max. Casing temperature tc	80 °C
Size (mm)	280x29.5x25.4
Weight	350g

Output Current Selecting Table

Output current selector



700-1400mA selection (15 levels)

Output current	Output Voltage range (Vdc)		Output Current Selector			
			1	2	3	4
1400mA	10	50	○	●	●	●
1350mA	10	50	●	○	●	●
1300mA	10	50	○	○	●	●
1250mA	10	50	●	●	○	●
1200mA	10	50	○	●	○	●
1150mA	10	50	●	○	○	●
1100mA	10	50	○	○	○	●
1050mA	10	50	●	●	●	○
1000mA	10	50	○	○	●	○
950mA	10	50	●	○	●	○
900mA	10	50	○	○	●	○
850mA	10	50	●	●	○	○
800mA	10	50	○	●	○	○
750mA	10	50	●	○	○	○
700mA	10	50	○	○	○	○

Remark:

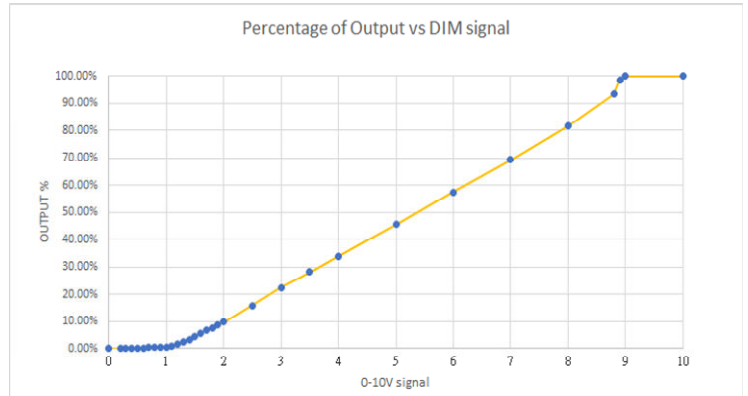
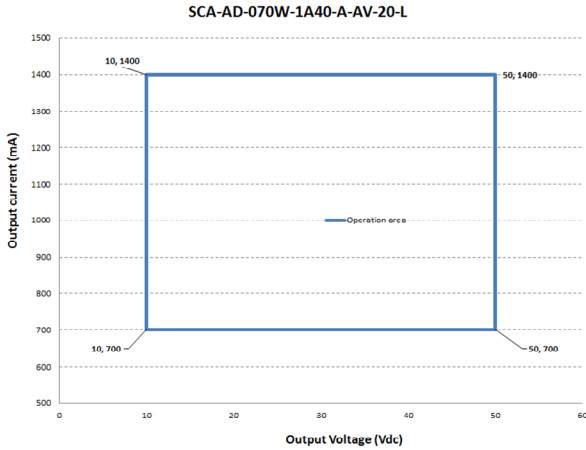
- (1) For details please refer to "Output Current Selecting Table" section
- (2) For detail specification, please refer to the "Technical Information"
- (3) 10 levels current setting, 50mA/level; please refer to the "technical Information" in detail.

70W 1400mA In-Door Settable Current LED Driver (Linear)

Standard comply

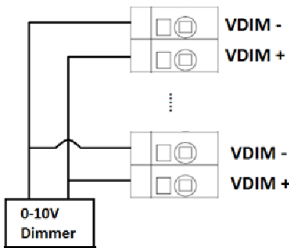
EN55015; EN61000-3-2; EN61000-3-3; EN61547; EN61347-1; EN61347-2-13; SELV

Operation Output Diagram:



The above curve is for reference only and not represent the actual value.

Dimming cable diagram:



0-10V/1-10V

Outlook(in mm):

