

25W 900mA In-Door Settable Current LED Driver

Product Offering



Order part number:

SC-AD-025W-0A90-A-F-20
 SC-AD-025W-0A90-A-AV-20
 SC-AD-025W-0A90-A-DA-20

Product Description:

- Settable current with 16 output levels selection
- Output current selectable by Dip-Switch
- AUX 12V output to drive other control module (for 0-10V/1-10V or DALI version only)
- Dimming interface: 0-10V/1-10V, DALI, PUSH, PWM
- Nominal life 50,000hrs (at tc 65 °C with a failure rate <0.2% per 1,000hrs)

Feature:

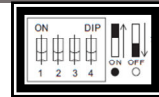
- High efficiency with PF>0.9 and low THD <15% (typ.6%)
- Wide range output voltage 5-60Vdc ⁽¹⁾
- DALI, PUSH, 0-10V/1-10V, PWM dimming interface with Sync interface
- Fully protected: Short circuit, input voltage surge, overvoltage protection, over-temperature protection

Technical Data

Rated supply voltage, AC	220-240 Vac, 50/60Hz
AC Voltage range, AC	194-264 Vac, 50/60Hz
Survive input range (for 30mins)	170-305 Vac, 50/60Hz
Rated current @230Vac	<0.30A
Leakage current @240Vac	<350µA@240Vac
Max. input power	31W
Typ. efficiency (at 230V 50Hz, full load)	Typ. 85%
Inrush current	<10A (T-width @100µs)
Typ. λ (at 230 V 50Hz, Full load)	>0.9
Typ. λ (at 230 V 50Hz, Min. load)	>0.7
Turn on time (at 230V 50Hz, full load)	<1.0s
Max. no load consumption	<0.5W ⁽⁴⁾
Output rated power	25W
PWM output frequency	~1200Hz
Dimming interface (optional)	DALI; PUSH; 0-10V/1-10V/PWM
Ambient temperature ta	-15 ... +45 °C
Max. Casing temperature tc	75 °C
Size (mm)	121x69x32
Weight	165g

Output Current Selecting Table

Output current selector



150-900mA selection (16 levels)

Output current	Output Voltage range (Vdc)		Output Current Selector			
			1	2	3	4
900mA	5	28	●	●	●	●
850mA	5	29	○	●	●	●
800mA	5	31	●	○	●	●
750mA	5	33	○	○	●	●
700mA	5	36	●	●	○	●
650mA	5	38	○	●	○	●
600mA	5	42	●	○	○	●
550mA	5	45	○	○	○	●
500mA	5	50	●	●	●	○
450mA	5	56	○	●	●	○
400mA	5	60	●	○	●	○
350mA	5	60	○	○	●	○
300mA	5	60	●	●	○	○
250mA	5	60	○	●	○	○
200mA	5	60	●	○	○	○
150mA	5	60	○	○	○	○

Specific Technical Data

Order Part number	Max. output current	Output voltage	Output current tolerance	Dimming Interface			
				DALI	0-10V	PUSH	SYNC
SC-AD-025W-0A90-A-DA-20	150 - 900mA ^{(1) (2) (3)}	5 - 60 Vdc ⁽²⁾	±5%	YES			
SC-AD-025W-0A90-A-AV-20	150 - 900mA ^{(1) (2) (3)}	5 - 60 Vdc ⁽²⁾	±5%		Yes	Yes	Yes
SC-AD-025W-0A90-A-F-20	150 - 900mA ^{(1) (2) (3)}	5 - 60 Vdc ⁽²⁾	±5%				

Standard comply

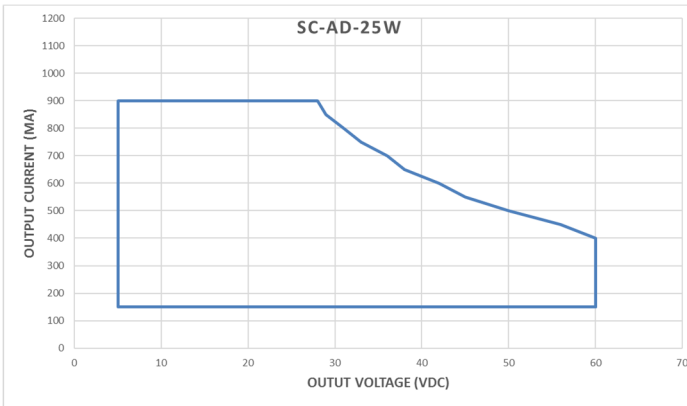
EN55015; EN61000-3-2; EN61000-3-3; EN61547; EN61347-1; EN61347-2-13; SELV

Remark:

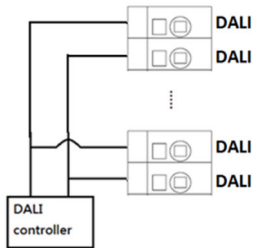
- (1) For details please refer to "Output Current Selecting Table" section
- (2) For detail specification, please refer to the "Technical Information"
- (3) 16 levels current setting, 50mA/level; please refer to the "technical Information" in detail.
- (4) Both of output and AUX in open circuit.

25W 900mA In-Door Settable Current LED Driver

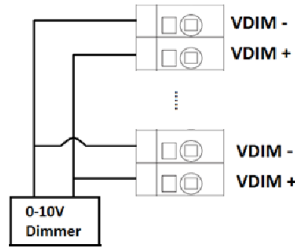
Operation Output Diagram:



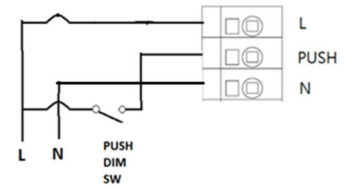
Dimming cable diagram:



DALI Connection



0-10V/1-10V



PUSH DIM

Outlook(in mm):

